



Rosetta Stone Library Solution Mobile Application Log-In Instructions

Library Solution

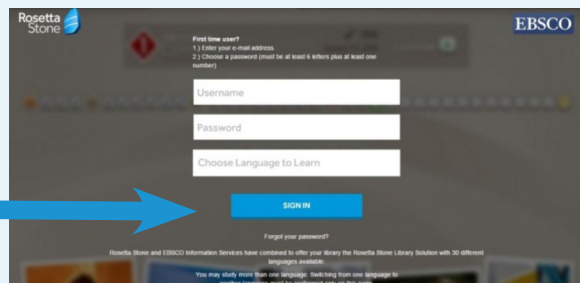
1. Open your 'App Store' icon.
2. Search for 'Rosetta Stone'.
3. Download the Rosetta Stone application. Specifically, the 'Learn Languages: Rosetta Stone' application.



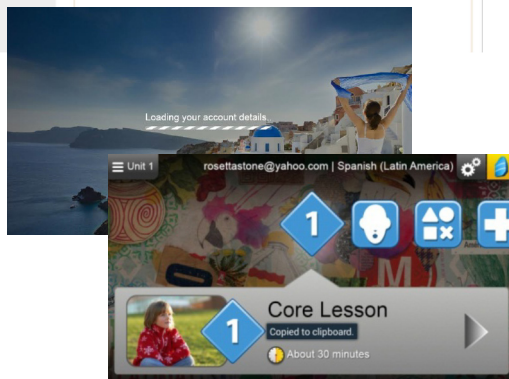
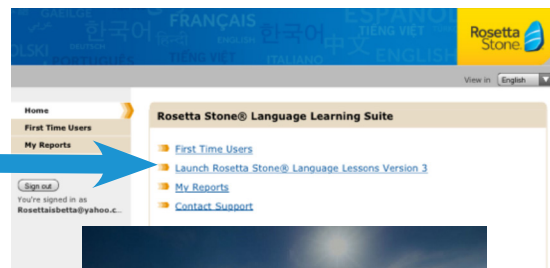
4. **DO NOT** launch the app once installed.
5. Next, open your web browser.
6. Navigate to your libraries website, more specifically to the Rosetta Stone log-in portal via your libraries website.



7. Once routed to the log-in screen, enter your email, password & language you desire to learn.
8. Click 'Sign In' to enter the program.



9. Once in the learning click 'Launch Rosetta Stone Language Lessons Version 3'.
10. The learning will then launch automatically from the Rosetta Stone Application.



You did it! Happy learning!

For more information, please contact a member of your library's staff